

Click N Weigh

Multi Function Box & Luggage Scale

Weighs up to 75 lbs

User's Guide



MODEL LS-400

Specifications

Range: 1 Kg ~ 34 Kg / 2 lbs ~ 75 lbs
Accuracy: Weight: +/- (1% + 1 LSD)
Operating Temperature:
77°F +/- 25°F, 25 +/- 14°C
Power: One CR2032 Lithium Battery
Included (replaceable)

Please read this user's guide before using your new Multi Function Box & Luggage Scale.




Package Contents

- Multi Function Box & Luggage Scale
- User's Guide

Features

- Easy-to-see display
- Ergonomic handle

Use the Multi Function Box & Luggage Scale

You can choose from three operation modes: lock , unlock  and peak . Before and during weighing, keep the luggage scale vertical.

Mode

- Press once or more to choose operation mode
- Press and hold to choose unit, KG or LB




ON/TARE/OFF

Remove battery tab before 1st use. Pull tab to remove, gauge is now ready for use. Press to turn the luggage scale on/Tare (weigh)/off.



1. Press **ON/OFF/TARE** once to turn on the luggage scale, 88.8 lights up 2 seconds and 0.0 appears with last measurement mode and unit icons.



2. Press **MODE** once or more to choose the operation mode: lock , unlock , peak .

3. Press and hold **MODE** till the unit icon flashes. Press **MODE** again, briefly to choose the unit you want. The scale confirms the chosen unit automatically after the unit stops flashing.

4. Hook on strap and pull the luggage up. Depending on your selected mode, the scale will display and respond as follows:

Lock Mode

000 flashes. When the luggage weight is stable, the reading is locked and shown in the display.

- If the weight is no more than 50 lbs, the scale beeps twice.
- If the weight is between 50.2 lbs to 75 lbs, the scale beeps constantly for 3 seconds.

Unlock Mode

000 flashes. The display reading automatically updates as the weight changes.

- If the peak weight is no more than 50 lbs, the scale beeps twice.
- If the weight is more than 50.2 lbs, the scale beeps constantly till the scale turns off.

Peak Mode

When the weight is more than 2 lbs, the scale displays the highest weight measured, and the reading will be locked within 3 seconds.

- If the peak weight is no more than 50 lbs, the scale beeps twice.
- If the weight is more than 50.2 lbs, the scale beeps constantly for 3 seconds.

5. Press **ON/OFF/TARE** again to select **TARE** function and weigh another item.

Turn Off the Scale

- Press and hold **ON/OFF/TARE** for 2 seconds or wait 60 seconds for the scale to turn off automatically. Check your scale once a week, estimate the battery life is 2 year based on 5 operations per day.

Replacing the Battery

This Multi Function Box & luggage scale comes with one CR2032 battery installed. Replace the battery if the scale stops operating properly.

1. Use a screwdriver to open the battery cover.
2. Take the battery out of the compartment.
3. Insert a new CR2032 battery, positive "+" side up.
4. Replace the battery cover.



Battery Notes

- Keep button-cell batteries away from children. Swallowing a button-cell battery can be fatal.

- Dispose of batteries promptly and properly. Do not burn or bury them.
- Use only fresh batteries for the required size and type.

Troubleshooting

The display reads Err

- In lock or peak mode, if the weight is over 75 lbs the display shows Err and the scale will turn off immediately.
 - In unlock mode, the scale will display Err and then display a weight reading if the load returns to less than 75 lbs.
- The display reads Lo
- Battery power is low, replace with a new battery.

Warranty and Service

Measurement Ltd., Inc warrants this product against defects in material or workmanship for a period of five (5) years from the date of purchase and agrees to replace it free of charge. This warranty does not cover damage resulting from misuse or abuse of the product. Should your product require service, you may send it back to Measurement Ltd., Inc for repair or replacement.

FCC Information

This equipment has been tested and found to comply with the limits for a Class B digital device, pursuant to Part 15 of the FCC Rules. These limits are designed to provide reasonable protection against harmful interference in a residential installation. This equipment generates, uses and can radiate radio frequency energy and, if not installed and used in accordance with the instructions, may cause harmful interference to radio

communications. However, there is no guarantee that interference will not occur in a particular installation. If this equipment does cause harmful interference to radio or television reception, which can be determined by turning the equipment off and on, the user is encouraged to try to correct the interference by one or more of the following measures:

- Reorient or relocate the receiving antenna.
- Increase the separation between the equipment and receiver.
- Connect the equipment into an outlet on a circuit different from that to which the receiver is connected.
- Consult the dealer or an experience radio/TV technician for help.

Changes or modifications not expressly approved by Measurement Ltd., Inc may cause interference and void the user's authority to operate the equipment.

This device complies with Part 15 of the FCC Rules. Operation is subject to the following two conditions: (1) This device may not cause harmful interference, and (2) this device must accept any interference received, including interference that may cause undesired operation.

Patent Pending

Our authorized service center address:
11751 Rock Landing Drive, Suite H-7
Newport News, VA 23606
Attn: Customer Service



Measurement Ltd., Inc.
www.measurement-ltd.com

Printed in China